

iCare360 blood pressure log Function Operational Guidelines

kutech

KUO YUE TECHNOLOGY CO.,LTD.

www.kutech.com.tw

The software can have inexhaustible innovation and creation; therefore, it's enchanting. The recent technology develops in order to meet the user's needs. The renovation of the

iCare360 Function v1.2.0.8

consumer software is one good example.

The software iCare360 broke new ground in the realm of blood pressure managing system. KUO YUE would like to introduce the personal blood pressure reading solutions in iPhone. To record your blood pressure reading from your home blood pressure monitor. Our system allows you to enter your systolic, diastolic and pulse reate reading by date and time. In addition, you can also record any notes about how you are feeling or other important information. KUO YUE always persists in giving consideration to both technology innovation and quality.

iTunes Link :

- [iCare360 v1.2.0.8](#)

Lite Features :

- System develop based on iOS7 or later.
- Easy to use.
- To record your systolic, diastolic, pulse rate, important information
- Data transmission with e-mail
- **Export a text file** of your blood pressure data if you need a delimited text file to load into another program.
- **Export your blood pressure information directly to Excel (CSV)** if you're not sure what info you need and you'd rather delete and rearrange columns in a spreadsheet program.
- To display date range on charts header
- The charts shows the accumulated total of counts
- Computing and display bar charts statistics

iCare360 Function v1.2.0.8

1.Main Menu

Carrier 9:36 AM

iCare360

Dec,2013

Date	Time	Sdp	Bdp	Edit
2013-12-05	09:36	118	89	

2.Export Function

The following procedure description how to export information from ICARE360. While other export options are available, and briefly discussed, the instructions focus on the **Export as Text** option

Under the Toolbar menu, selected the desired **Export** option.

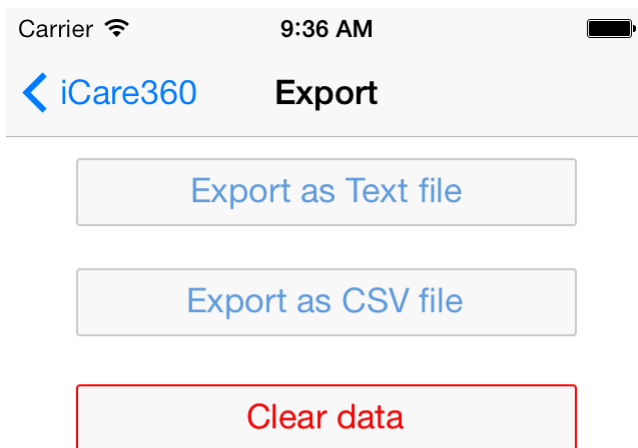
Export as Text File is the recommended option. It will export the selection to a text (.txt) file, which can be opened in a variety of application.

CSV button

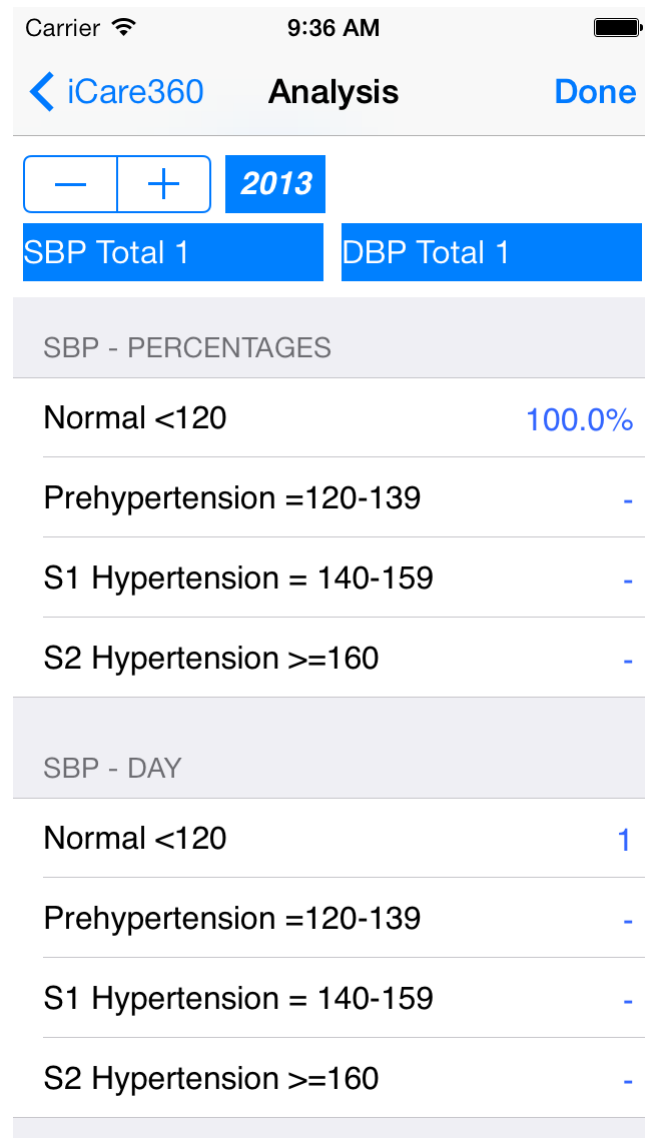
Export as CSV File is the recommended option. It will export the selection to a csv (.csv) file.

Clear button



Clear data: All of this stock count data will be deleted permanently.



3.Charts



4. New Data Entry

Carrier  9:36 AM 

[← iCare360](#) **New Data Entry** [Done](#)

Systolic **Diastolic** **Pulse**

mmHg mmHg

Notes

<i>SUN DEC 1</i>	<i>6</i>	<i>33</i>	
Mon Dec 2	6	33	
Tue Dec 3	7	34	
Wed Dec 4	8	35	
Today	9	36	AM
Fri Dec 6	10	37	PM
Sat Dec 7	11	38	
Sun Dec 8	12	39	
<i>MON DEC 9</i>	<i>1</i>	<i>40</i>	